


## 2A Bridge Rectifier

### Features

- Low cost
- High forward surge current capability
- Ideal for printed circuit boards
- High temperature soldering guaranteed: 260°C/10 seconds  
0.375" (9.5mm) lead length at 5lbs.(2.3kg) tension
- This series is UL recognized under component index,  
File number E194718
- RoHS compliant



### Mechanical Data

<b>Case:</b>	TP, Epoxy meets UL 94V-0 flammability rating
<b>Terminals:</b>	Plated leads solderable per MIL-STD-202E, Method 208C
<b>Polarity:</b>	Polarity symbols marked on case
<b>Weight:</b>	0.069 ounce, 1.95 gram

### Maximum Ratings And Electrical Characteristics (T<sub>amb</sub>=25°C)

Symbols	Parameter	BR805D TP220	BR81D TP201	BR82D TP202	BR84D TP204	BR86D TP206	BR88D TP208	BR810D TP210	Unit	Conditions
<b>V<sub>RRM</sub></b>	Maximum Repetitive Peak Reverse Voltage	50	100	200	400	600	800	1000	V	
<b>V<sub>RMS</sub></b>	Maximum RMS Voltage	35	70	140	280	420	560	700	V	
<b>V<sub>DC</sub></b>	Maximum DC Blocking Voltage	50	100	200	400	600	800	1000	V	
<b>I<sub>(AV)</sub></b>	Maximum Average Forward Rectified Output Current at T <sub>A</sub> =50°C	2.0							A	Note 1
<b>I<sub>FSM</sub></b>	Peak Forward Surge Current	50							A	8.3ms Single Sine-wave Superimposed on Rated Load (JEDEC Method)
<b>I<sup>2</sup>t</b>	Rating for Fusing (t<8.3ms)	10							A <sup>2</sup> sec	

# 2A Bridge Rectifier

## BR805DTP200 - BR810DTP210

Symbols	Parameter	BR805D TP220	BR81D TP201	BR82D TP202	BR84D TP204	BR86D TP206	BR88D TP208	BR810D TP210	Unit	Conditions
<b>V<sub>F</sub></b>	Maximum Instantaneous Forward Voltage Drop per leg	1.0							V	IF=1.0A
		1.3								IF=1.57A
<b>I<sub>R</sub></b>	Maximum DC Reverse Current at Rated DC Blocking Voltage per leg	5.0							μA	TA=25°C
		500								TA=100°C
<b>C<sub>J</sub></b>	Typical Junction Capacitance per leg	20							pF	VR=4V, f=1MHz
<b>R<sub>θJA</sub></b>	Typical Thermal Resistance per leg	28							°C/W	Note 1
<b>T<sub>J</sub>, T<sub>STG</sub></b>	Operating Junction and Storage Temperature Range	-55 to 150							°C	

- Note: 1. Unit mounted on P.C. board with 0.47" x 0.47" (12mm x 12mm) copper pads.  
0.375" (9.5mm) lead length.  
2. Single phase, half wave, 60Hz, resistive or inductive load.  
3. For capacitive load derate current by 20%.

### Rating and Characteristic Curves

Fig.1-Derating Curve Output Rectified Current

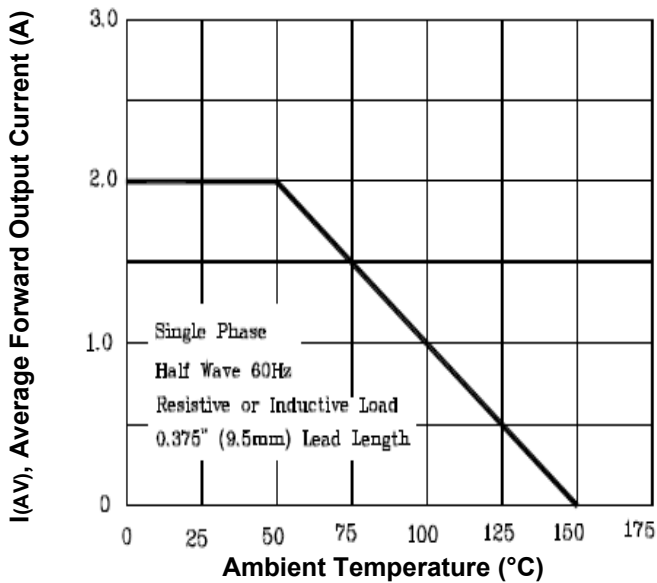


Fig.2-Maximum Non-Repetitive Peak Forward Surge Current per leg

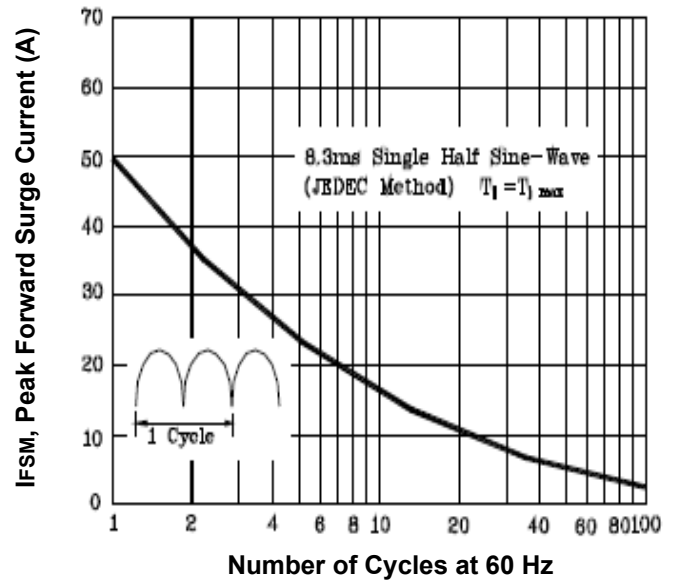


Fig.3-Typical Forward Characteristics per leg

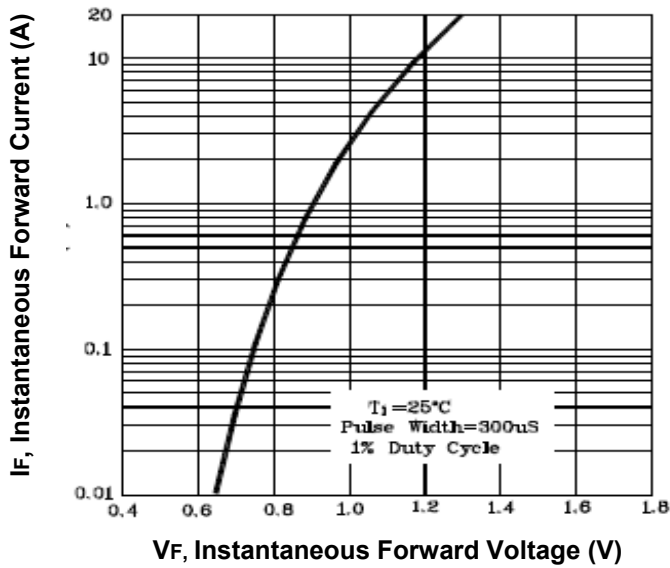


Fig.4-Typical Reverse Characteristics per leg

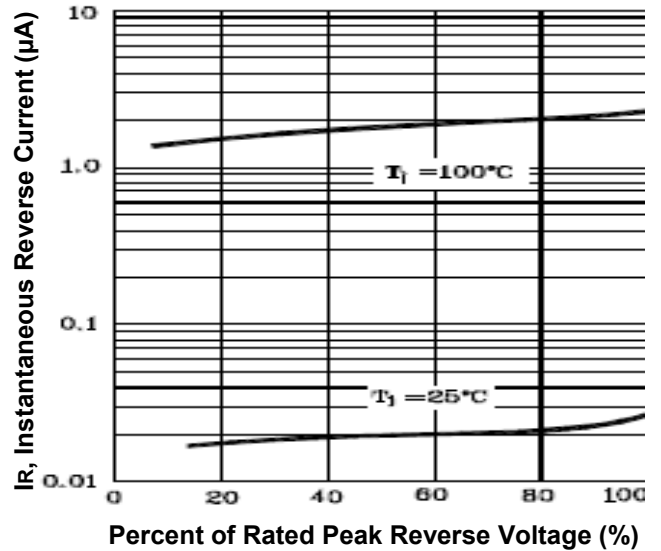
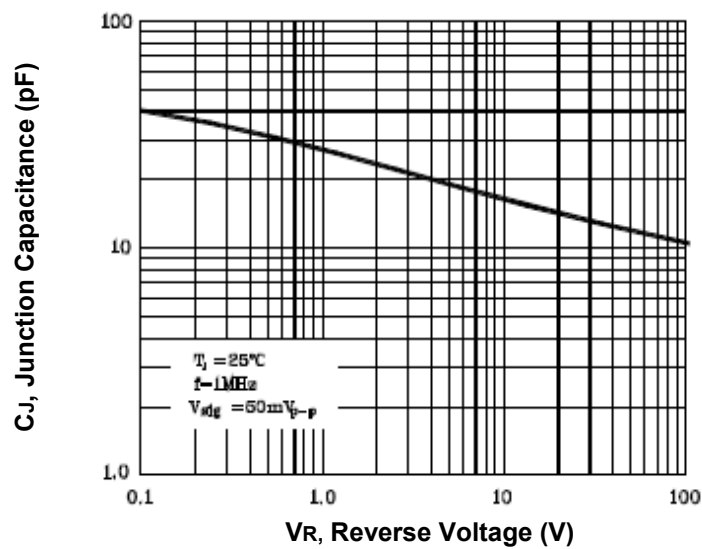


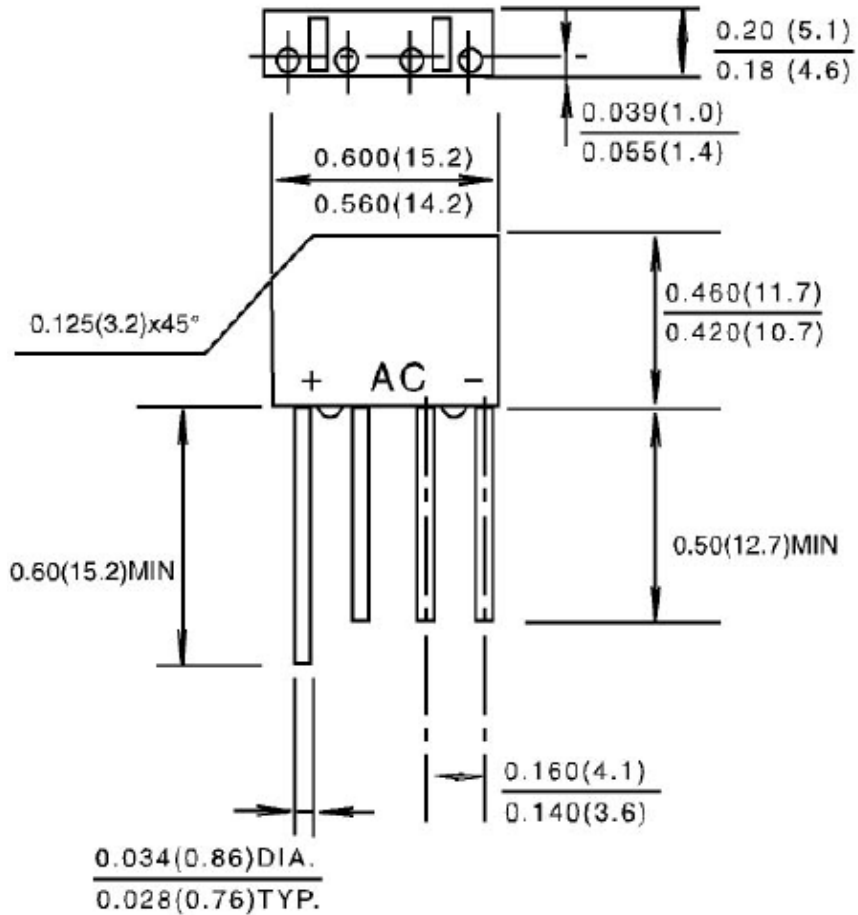
Fig.5-Typical Junction Capacitance per leg



# 2A Bridge Rectifier

## BR805DTP200 - BR810DTP210

### Dimensions in inch (mm)



### Case Style TP

**How to contact us**

**US HEADQUARTERS**

28040 WEST HARRISON PARKWAY, VALENCIA, CA 91355-4162

Tel: (800) TAITRON (800) 247-2232 (661) 257-6060

Fax: (800) TAITFAX (800) 824-8329 (661) 257-6415

Email: [taitron@taitroncomponents.com](mailto:taitron@taitroncomponents.com)

Http://[www.taitroncomponents.com](http://www.taitroncomponents.com)

**TAITRON COMPONENTS MEXICO, S.A .DE C.V.**

BOULEVARD CENTRAL 5000 INTERIOR 5 PARQUE INDUSTRIAL ATITALAQUIA, HIDALGO C.P.

42970 MEXICO

Tel: +52-55-5560-1519

Fax: +52-55-5560-2190

**TAITRON COMPONENTS INCORPORATED REPRESENTAÇÕES DO BRASIL LTDA**

RUA DOMINGOS DE MORAIS, 2777, 2.ANDAR, SALA 24 SAÚDE - SÃO PAULO-SP 04035-001 BRAZIL

Tel: +55-11-5574-7949

Fax: +55-11-5572-0052

**TAITRON COMPONENTS INCORPORATED, SHANGHAI REPRESENTATIVE OFFICE**

METROBANK PLAZA, 1160 WEST YAN' AN ROAD, SUITE 1503, SHANGHAI, 200052, CHINA

Tel: +86-21-5424-9942

Fax: +86-21-5424-9931